






1. Taking into consideration the last year, what is your perception of crime in Mauldin? Has it....

| | | Response Percent | Response Count |
|--------------------------|---|------------------|----------------|
| Increased |  | 17.1% | 7 |
| Decreased |  | 36.6% | 15 |
| Remained the same |  | 46.3% | 19 |
| answered question | | | 41 |
| skipped question | | | 2 |

2. Have you limited, changed or curtailed your activities in Mauldin due to your concern of crime?

| | | Response Percent | Response Count |
|--------------------------|--|------------------|----------------|
| Yes |  | 4.8% | 2 |
| No |  | 95.2% | 40 |
| answered question | | | 42 |
| skipped question | | | 1 |

3. How significant do you view the following issues in Mauldin during the DAYTIME hours?

| | Not Concerned | Concerned | Very Concerned | Response Count |
|--|---------------|------------|--------------------------|----------------|
| Having your home burglarized | 76.2% (32) | 16.7% (7) | 7.1% (3) | 42 |
| Walking within Mauldin | 88.1% (37) | 9.5% (4) | 2.4% (1) | 42 |
| Driving within Mauldin | 66.7% (28) | 31.0% (13) | 2.4% (1) | 42 |
| Safety of Children | 59.5% (25) | 31.0% (13) | 9.5% (4) | 42 |
| Drug activity | 50.0% (21) | 31.0% (13) | 19.0% (8) | 42 |
| Strangers loitering near your home | 71.4% (30) | 23.8% (10) | 4.8% (2) | 42 |
| Traffic Concerns (speeding, illegal parking, etc...) | 45.2% (19) | 33.3% (14) | 21.4% (9) | 42 |
| | | | answered question | 42 |
| | | | skipped question | 1 |



4. How significant do you view the following issues in Mauldin during the NIGHTTIME hours?

| | Not Concerned | Concerned | Very Concerned | Response Count |
|--|---------------|------------|--------------------------|----------------|
| Having your home burglarized | 66.7% (28) | 23.8% (10) | 9.5% (4) | 42 |
| Walking within Mauldin | 64.3% (27) | 28.6% (12) | 7.1% (3) | 42 |
| Driving within Mauldin | 66.7% (28) | 26.2% (11) | 7.1% (3) | 42 |
| Safety of Children | 42.9% (18) | 40.5% (17) | 16.7% (7) | 42 |
| Drug activity | 40.5% (17) | 33.3% (14) | 26.2% (11) | 42 |
| Strangers loitering near your home | 71.4% (30) | 19.0% (8) | 9.5% (4) | 42 |
| Traffic Concerns (speeding, illegal parking, etc...) | 50.0% (20) | 27.5% (11) | 22.5% (9) | 40 |
| | | | answered question | 42 |
| | | | skipped question | 1 |



5. From your perspective, what issues listed below are a problem to the Mauldin community?

| | Significant | Somewhat | Negligible | Response Count |
|-----------------------------|-------------|-------------------|--------------------------|----------------|
| Car stereos/alarms | 4.8% (2) | 31.0% (13) | 64.3% (27) | 42 |
| Speeding | 28.6% (12) | 42.9% (18) | 28.6% (12) | 42 |
| Drug Possession and use | 31.7% (13) | 41.5% (17) | 26.8% (11) | 41 |
| Illegal Dumping | 7.1% (3) | 33.3% (14) | 59.5% (25) | 42 |
| Littering | 14.3% (6) | 42.9% (18) | 42.9% (18) | 42 |
| Parking/Traffic Problems | 19.0% (8) | 28.6% (12) | 52.4% (22) | 42 |
| Bicycle riding on sidewalks | 9.5% (4) | 16.7% (7) | 73.8% (31) | 42 |
| Inadequate street lighting | 9.5% (4) | 23.8% (10) | 66.7% (28) | 42 |
| Public Drinking | 7.3% (3) | 14.6% (6) | 78.0% (32) | 41 |
| Stray/Barking Dogs | 11.9% (5) | 28.6% (12) | 59.5% (25) | 42 |
| Unsupervised Children | 7.5% (3) | 37.5% (15) | 55.0% (22) | 40 |
| Vandalism | 15.0% (6) | 37.5% (15) | 47.5% (19) | 40 |
| Graffiti | 2.4% (1) | 31.7% (13) | 65.9% (27) | 41 |
| | | | Other (please specify) | 4 |
| | | | answered question | 42 |
| | | | skipped question | 1 |





6. Do you feel that the Mauldin Police Department is responsive to your needs?

| | | Response Percent | Response Count |
|-------------------|--|------------------|----------------|
| Yes |  | 92.9% | 39 |
| No |  | 7.1% | 3 |
| answered question | | | 42 |
| skipped question | | | 1 |

7. Would you hesitate to call the Mauldin Police Department for assistance?

| | | Response Percent | Response Count |
|-------------------|--|------------------|----------------|
| Yes |  | 11.6% | 5 |
| No |  | 88.4% | 38 |
| answered question | | | 43 |
| skipped question | | | 0 |

8. Overall, how do you feel that the Mauldin Police Department does in providing services to the community?

| | | Response Percent | Response Count |
|-------------------|---|------------------|----------------|
| Excellent |  | 48.8% | 21 |
| Good |  | 44.2% | 19 |
| Fair |  | 4.7% | 2 |
| Poor |  | 2.3% | 1 |
| answered question | | | 43 |
| skipped question | | | 0 |

9. Overall, how would you rate the competency of the officers of the Mauldin Police Department?

| | | Response Percent | Response Count |
|-------------------|--|------------------|----------------|
| Excellent | | 47.6% | 20 |
| Good | | 45.2% | 19 |
| Fair | | 7.1% | 3 |
| Poor | | 0.0% | 0 |
| answered question | | | 42 |
| skipped question | | | 1 |

10. What is your perception of the attitudes/behaviors of the officers employed by the Mauldin Police Department

| | | Response Percent | Response Count |
|------------------------|--|------------------|----------------|
| Excellent | | 37.2% | 16 |
| Good | | 44.2% | 19 |
| Fair | | 14.0% | 6 |
| Poor | | 4.7% | 2 |
| Other (please specify) | | | 3 |
| answered question | | | 43 |
| skipped question | | | 0 |






11. Please provide us with any other information that you feel would be beneficial to the enhancement of public safety within the City of Mauldin.

| | Response Count |
|-------------------|----------------|
| | 9 |
| answered question | 9 |
| skipped question | 34 |



12. Please provide any suggestions that you feel would be beneficial to the overall operation of Mauldin Police Department.

| | Response Count |
|-------------------|----------------|
| | 7 |
| answered question | 7 |
| skipped question | 36 |



13. Your Age:

| | | Response Percent | Response Count |
|--------------|---|------------------|----------------|
| Under 19 | | 0.0% | 0 |
| 20-29 |  | 4.8% | 2 |
| 30-39 |  | 40.5% | 17 |
| 40-49 |  | 23.8% | 10 |
| 50-59 |  | 11.9% | 5 |
| 60 Plus |  | 19.0% | 8 |
| | answered question | | 42 |
| | skipped question | | 1 |



14. Sex

| | | Response Percent | Response Count |
|-------------------|---|------------------|----------------|
| Male |  | 54.8% | 23 |
| Female |  | 45.2% | 19 |
| answered question | | | 42 |
| skipped question | | | 1 |

15. Are you a current resident of the City of Mauldin

| | | Response Percent | Response Count |
|---|--|------------------|----------------|
| Yes |  | 69.8% | 30 |
| No |  | 30.2% | 13 |
| If No (please specify current location) | | | 10 |
| answered question | | | 43 |
| skipped question | | | 0 |

16. Are you a current Business Owner/Operator in the City of Mauldin

| | | Response Percent | Response Count |
|-------------------|---|------------------|----------------|
| Yes |  | 32.6% | 14 |
| No |  | 67.4% | 29 |
| answered question | | | 43 |
| skipped question | | | 0 |