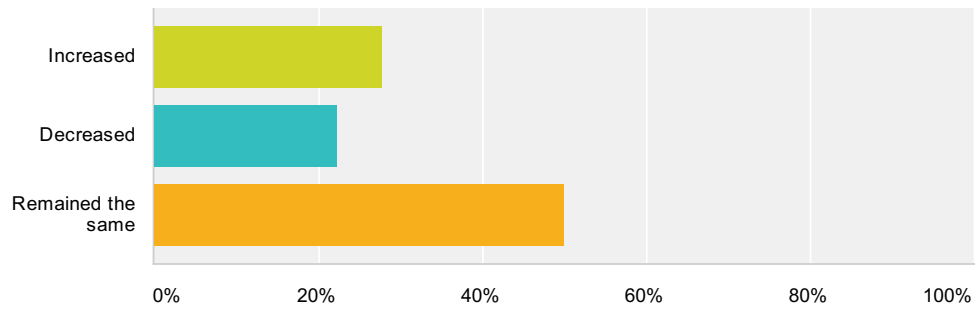


Q1 Taking into consideration the last year (2010), what is your perception of crime in Mauldin? Has it....

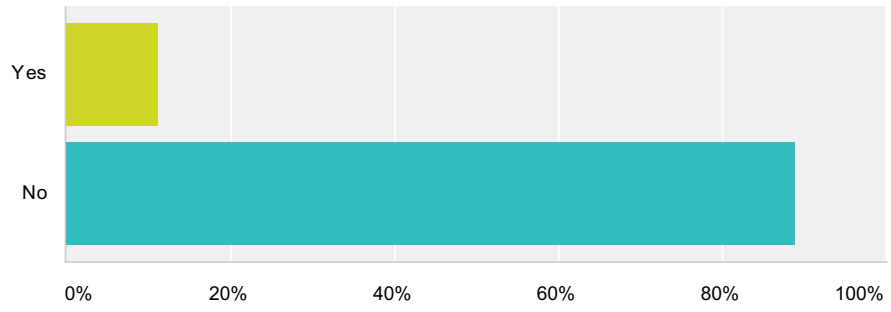
Answered: 18 Skipped: 1



Answer Choices	Responses
Increased	27.78% 5
Decreased	22.22% 4
Remained the same	50% 9
Total	18

Q2 Have you limited, changed or curtailed your activities in Mauldin due to your concern of crime?

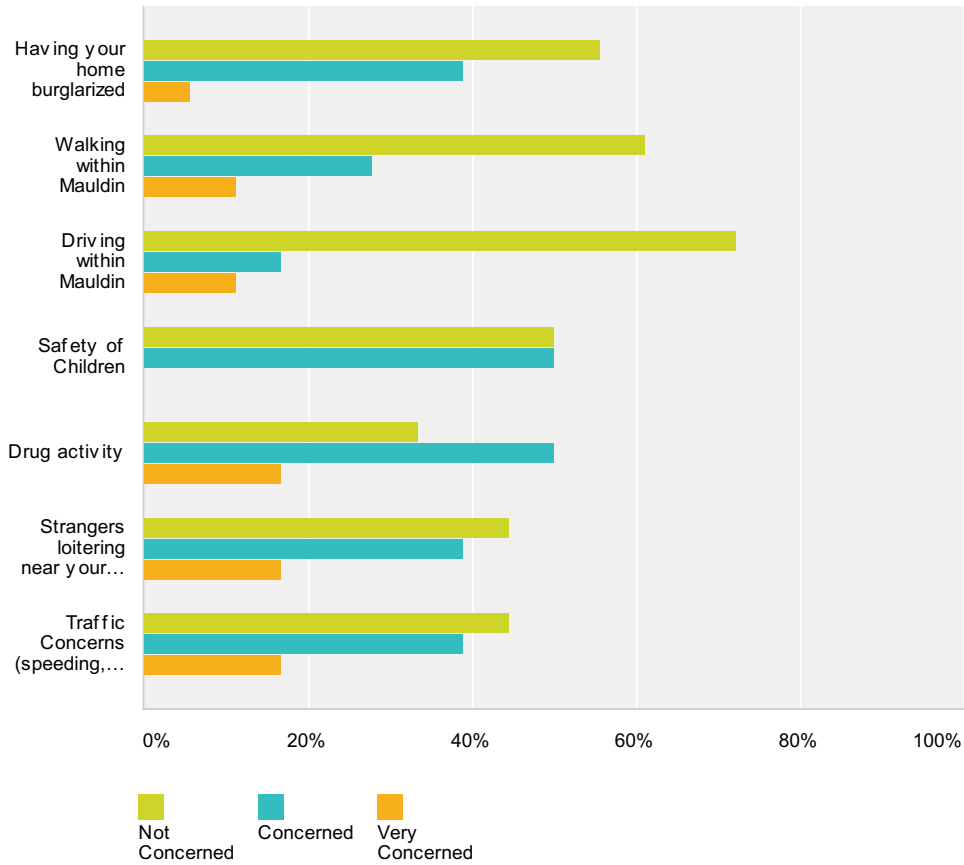
Answered: 18 Skipped: 1



Answer Choices	Responses
Yes	11.11% 2
No	88.89% 16
Total	18

Q3 How significant do you view the following issues in Mauldin during the DAYTIME hours?

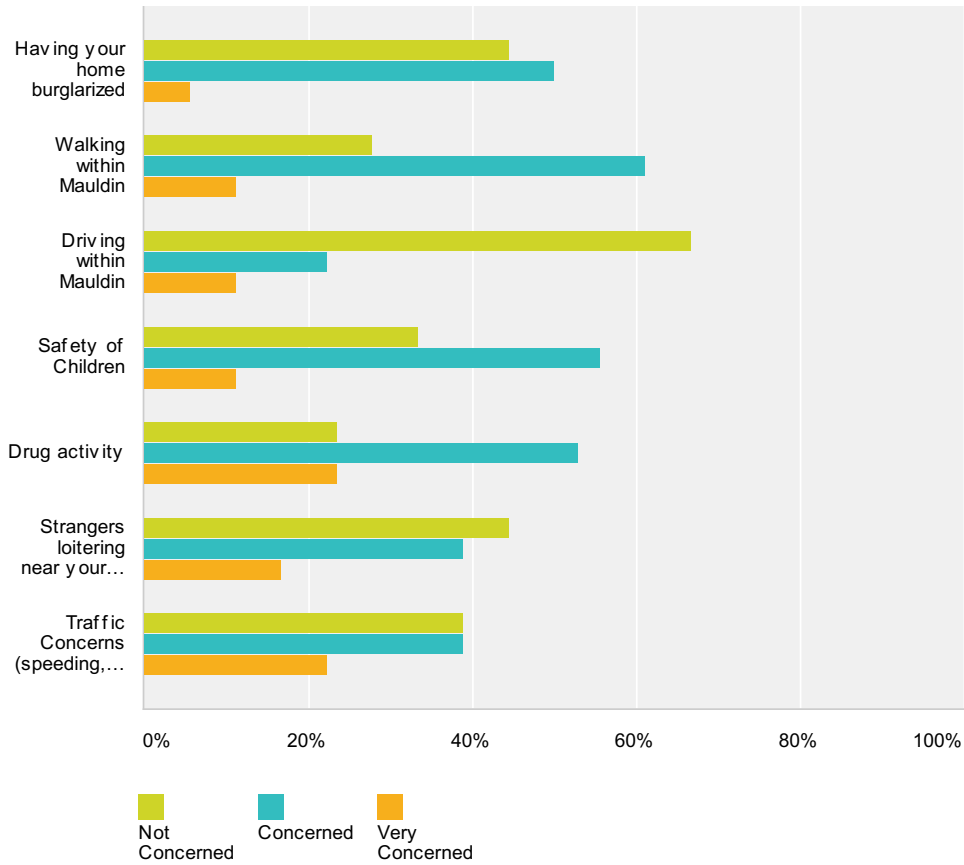
Answered: 18 Skipped: 1



	Not Concerned	Concerned	Very Concerned	Total
Having your home burglarized	55.56% 10	38.89% 7	5.56% 1	18
Walking within Mauldin	61.11% 11	27.78% 5	11.11% 2	18
Driving within Mauldin	72.22% 13	16.67% 3	11.11% 2	18
Safety of Children	50% 9	50% 9	0% 0	18
Drug activity	33.33% 6	50% 9	16.67% 3	18
Strangers loitering near your home	44.44% 8	38.89% 7	16.67% 3	18
Traffic Concerns (speeding, illegal parking, etc...)	44.44% 8	38.89% 7	16.67% 3	18

Q4 How significant do you view the following issues in Mauldin during the NIGHTTIME hours?

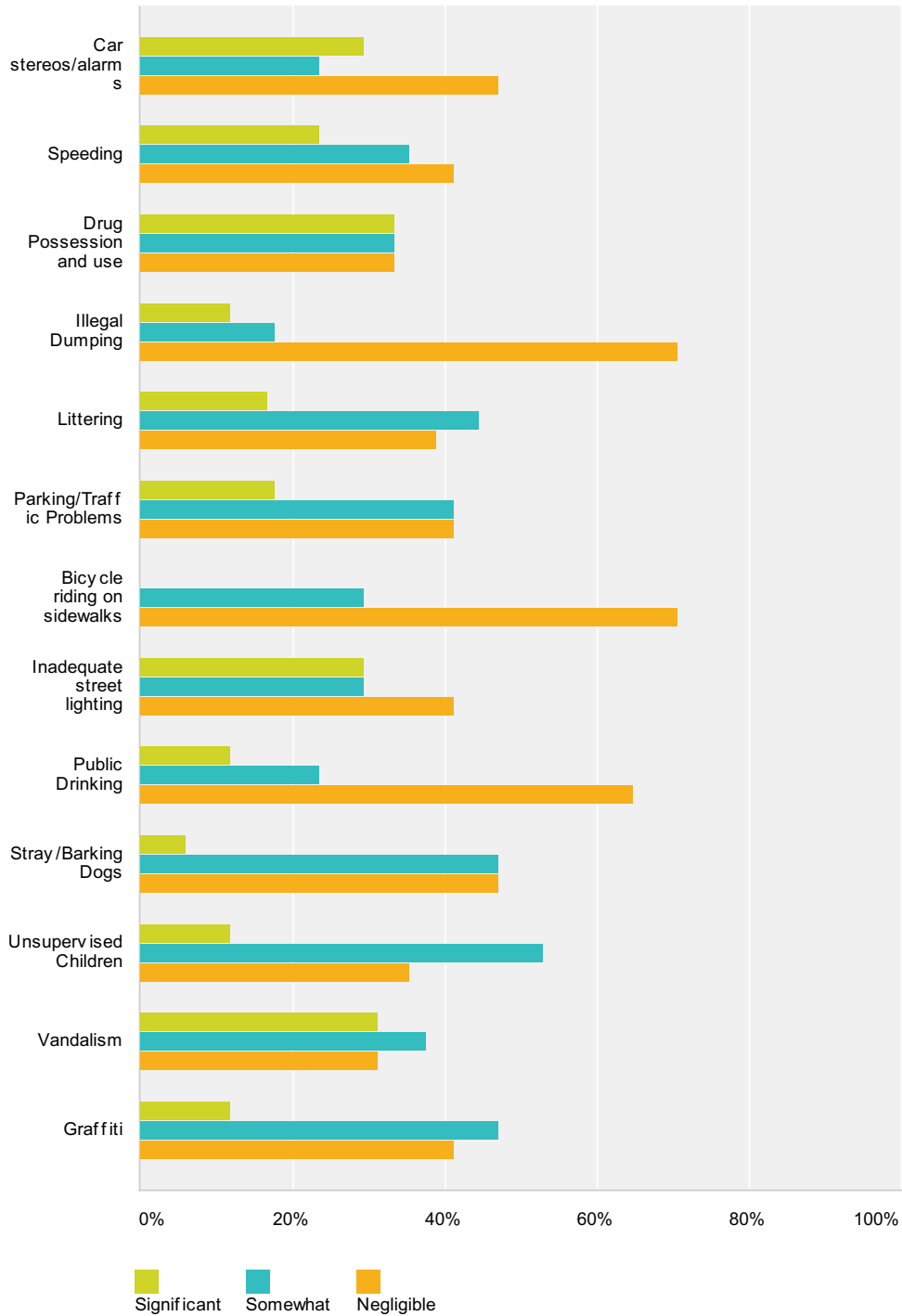
Answered: 18 Skipped: 1



	Not Concerned	Concerned	Very Concerned	Total
Having your home burglarized	44.44% 8	50% 9	5.56% 1	18
Walking within Mauldin	27.78% 5	61.11% 11	11.11% 2	18
Driving within Mauldin	66.67% 12	22.22% 4	11.11% 2	18
Safety of Children	33.33% 6	55.56% 10	11.11% 2	18
Drug activity	23.53% 4	52.94% 9	23.53% 4	17
Strangers loitering near your home	44.44% 8	38.89% 7	16.67% 3	18
Traffic Concerns (speeding, illegal parking, etc...)	38.89% 7	38.89% 7	22.22% 4	18

Q5 From your perspective, what issues listed below are a problem to the Mauldin community?

Answered: 18 Skipped: 1



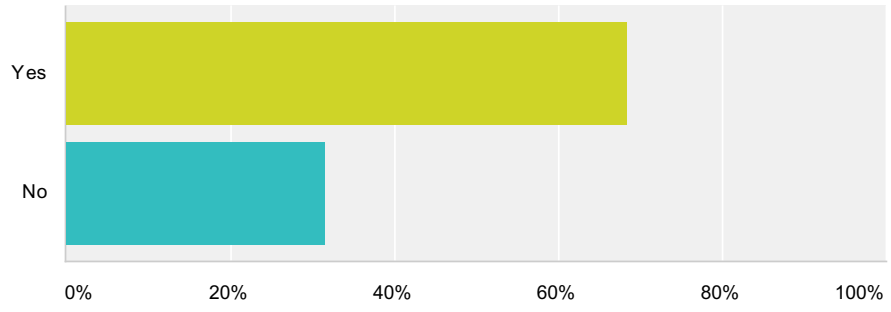
	Significant	Somewhat	Negligible	Total
Car stereos/alarms	29.41% 5	23.53% 4	47.06% 8	17
Speeding	23.53% 4	35.29% 6	41.18% 7	17
Drug Possession and use	33.33% 6	33.33% 6	33.33% 6	18

2011 Citizen Survey

Illegal Dumping	11.76% 2	17.65% 3	70.59% 12	17
Littering	16.67% 3	44.44% 8	38.89% 7	18
Parking/Traffic Problems	17.65% 3	41.18% 7	41.18% 7	17
Bicycle riding on sidewalks	0% 0	29.41% 5	70.59% 12	17
Inadequate street lighting	29.41% 5	29.41% 5	41.18% 7	17
Public Drinking	11.76% 2	23.53% 4	64.71% 11	17
Stray/Barking Dogs	5.88% 1	47.06% 8	47.06% 8	17
Unsupervised Children	11.76% 2	52.94% 9	35.29% 6	17
Vandalism	31.25% 5	37.50% 6	31.25% 5	16
Graffiti	11.76% 2	47.06% 8	41.18% 7	17

Q6 Do you feel that the Mauldin Police Department is responsive to your needs?

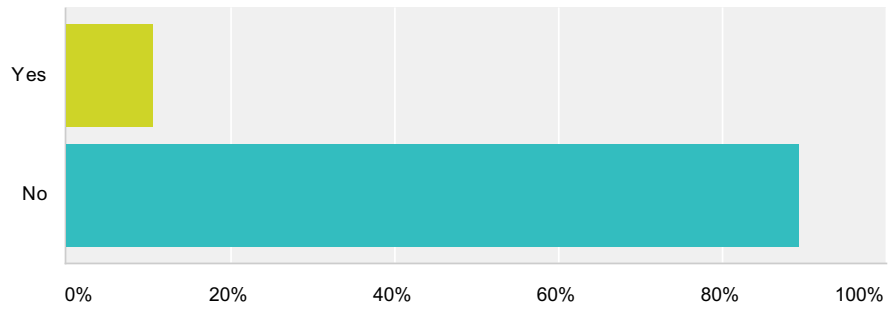
Answered: 19 Skipped: 0



Answer Choices	Responses	
Yes	68.42%	13
No	31.58%	6
Total		19

Q7 Would you hesitate to call the Mauldin Police Department for assistance?

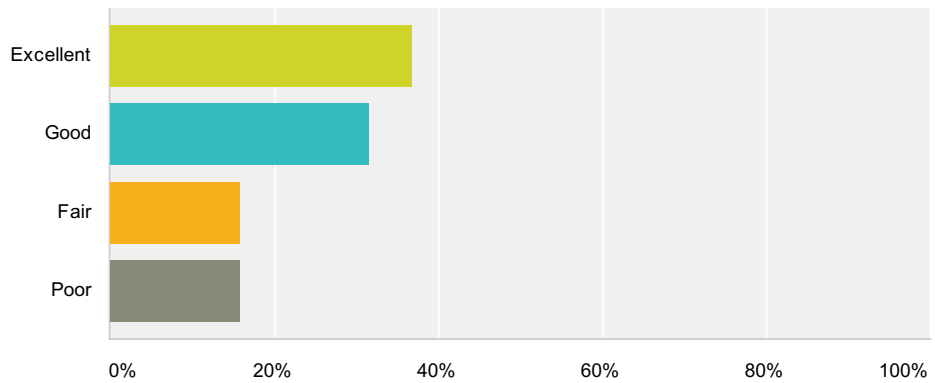
Answered: 19 Skipped: 0



Answer Choices	Responses	
Yes	10.53%	2
No	89.47%	17
Total		19

Q8 Overall, how do you feel that the Mauldin Police Department does in providing services to the community?

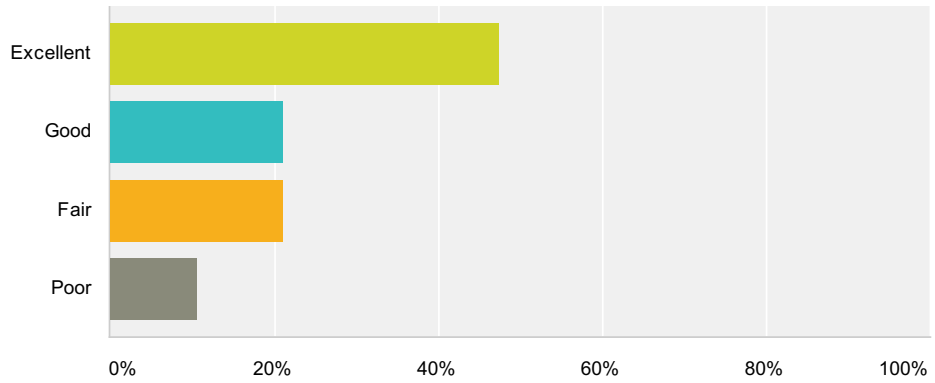
Answered: 19 Skipped: 0



Answer Choices	Responses
Excellent	36.84% 7
Good	31.58% 6
Fair	15.79% 3
Poor	15.79% 3
Total	19

Q9 Overall, how would you rate the competency of the officers of the Mauldin Police Department?

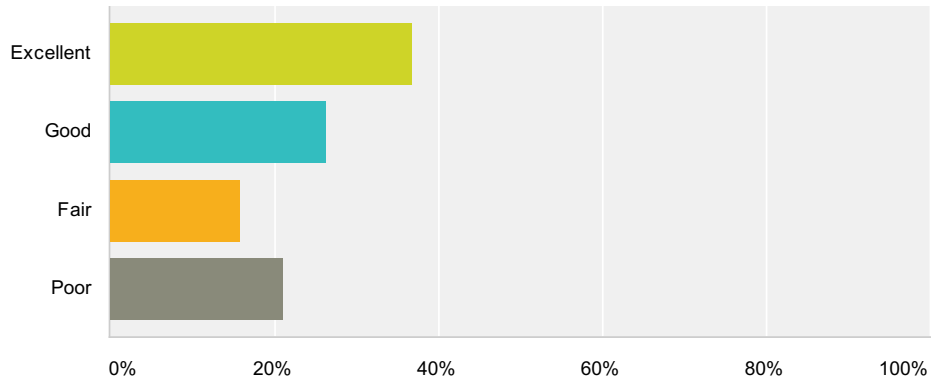
Answered: 19 Skipped: 0



Answer Choices	Responses
Excellent	47.37% 9
Good	21.05% 4
Fair	21.05% 4
Poor	10.53% 2
Total	19

Q10 What is your perception of the attitudes/behaviors of the officers employed by the Mauldin Police Department

Answered: 19 Skipped: 0



Answer Choices	Responses
Excellent	36.84% 7
Good	26.32% 5
Fair	15.79% 3
Poor	21.05% 4
Total	19

Q11 Please provide us with any other information that you feel would be beneficial to the enhancement of public safety within the City of Mauldin.

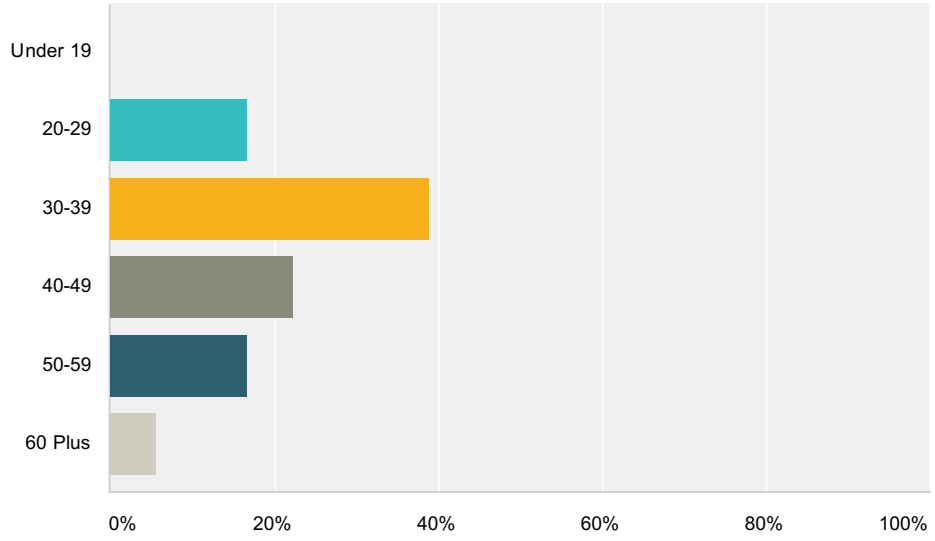
Answered: 7 Skipped: 12

Q12 Please provide any suggestions that you feel would be beneficial to the overall operation of Mauldin Police Department.

Answered: 4 Skipped: 15

Q13 Your Age:

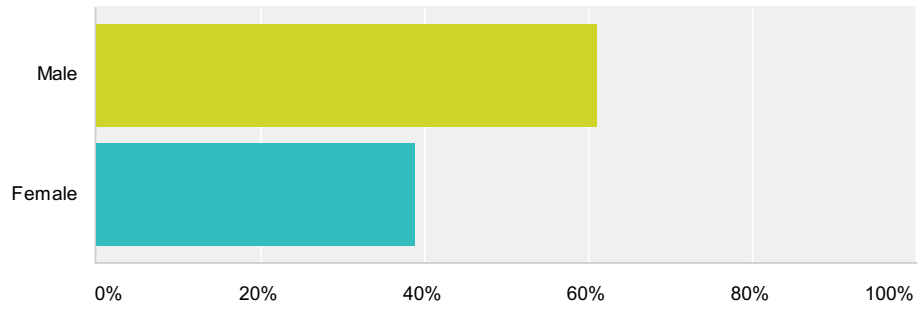
Answered: 18 Skipped: 1



Answer Choices	Responses	Count
Under 19	0%	0
20-29	16.67%	3
30-39	38.89%	7
40-49	22.22%	4
50-59	16.67%	3
60 Plus	5.56%	1
Total		18

Q14 Sex

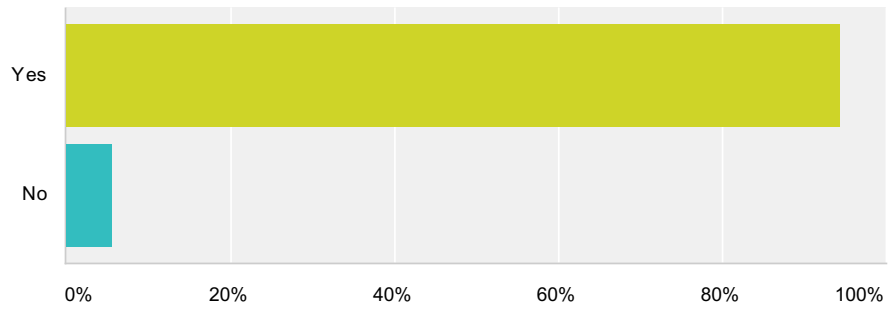
Answered: 18 Skipped: 1



Answer Choices	Responses
Male	61.11% 11
Female	38.89% 7
Total	18

Q15 Are you a current resident of the City of Mauldin

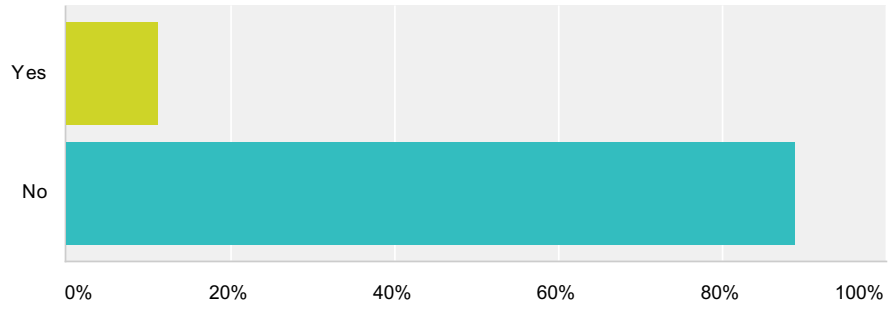
Answered: 18 Skipped: 1



Answer Choices	Responses
Yes	94.44% 17
No	5.56% 1
Total	18

Q16 Are you a current Business Owner/Operator in the City of Mauldin

Answered: 18 Skipped: 1



Answer Choices	Responses
Yes	11.11% 2
No	88.89% 16
Total	18